


# BOAT MANŒUVRING

The A B C of Seamanship in a Rowing or Power Boat



HOLD PAINTER FROM POINT SHOWN TILL BOAT'S HEAD HAS SHEARED OFF, THEN SLIP ROPE

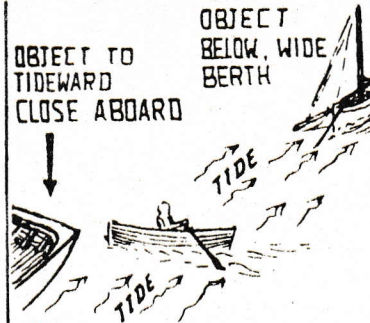
① GETTING AWAY



SHIP SCULLS & PROCEED IN DESIRED DIRECTION

PAINTER ENTIRELY IN BOAT


② GETTING AWAY



OBJECT TO TIDEWARD CLOSE ABOARD

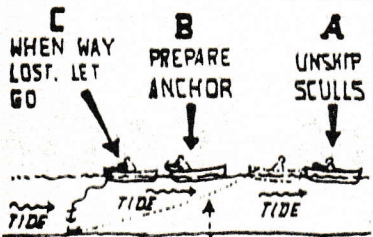
OBJECT BELOW, WIDE BERTH

③ CROSSING MOORED OBJECTS

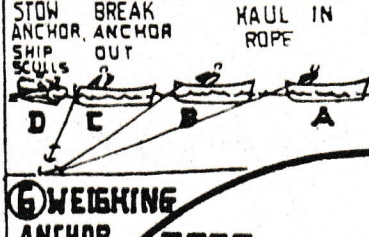


WIND

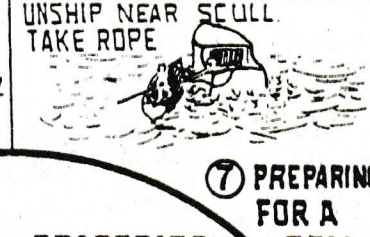
④ ADVANTAGE OF KEEPING ON WEATHER SKORE




C WHEN WAY LOST, LET GO  
B PREPARE ANCHOR  
A UNSHIP SCULLS



STOW ANCHOR, BREAK ANCHOR OUT, HAUL IN ROPE



UNSHIP NEAR SCULL, TAKE ROPE



ROPE THROUGH PAINTER RING, EASE OFF TILL AT MAXIMUM WAY, KEEP AFT

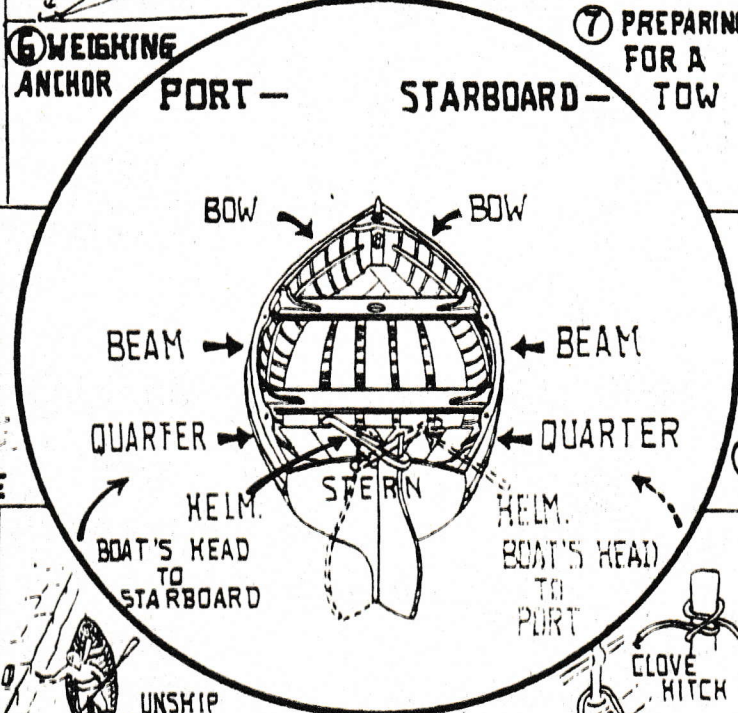
⑧ BEING TOWED

LET ANCHOR DRAW OUT ROPE EQUAL TO 3 TIMES DEPTH OF WATER

⑤ ANCHORING

⑥ WEIGHING ANCHOR

⑦ PREPARING FOR A TOW

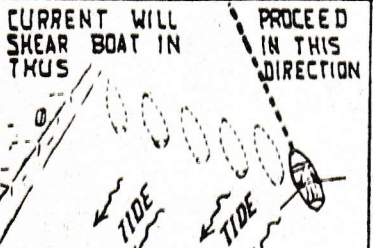


SLIP ROPE FROM RING, SHIP SCULLS

⑨ LETTING GO TOWROPE

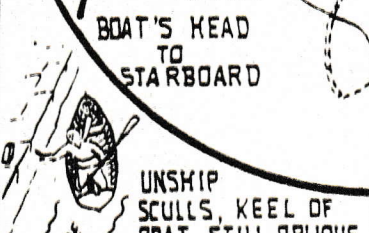


⑩ COMING UP TO A MOORED OBJECT




CURRENT WILL SHEAR BOAT IN THIS DIRECTION, PROCEED IN THIS DIRECTION

⑪ ROWING IN ACROSS THE TIDE



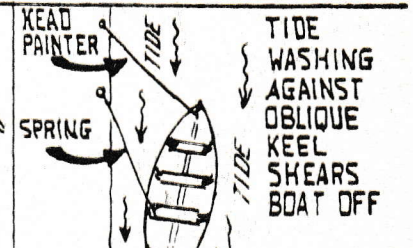
UNSHIP SCULLS, KEEL OF BOAT STILL OBLIQUE TO TIDE

⑫ COMING ALONGSIDE



TWO HALF KITCHES, CLOVE KITCH, BOWLINE

⑬ SOME KNOTS FOR TYING UP



HEAD PAINTER, SPRING, TIDE WASHING AGAINST OBLIQUE KEEL SHEARS BOAT OFF

⑭ TO KEEP BOAT OFF



WIND AGAINST EBB, PAINTER TOO SHORT



ANCHOR ROPE TOO SHORT

⑮ DANGERS TO AVOID, FALLING TIDE



ANCHOR ROPE TOO SHORT



ANCHOR ROPE TOO SHORT

⑯ DANGERS TO AVOID, RISING TIDE



BY THE HEAD, OUT OF TRIM



BY THE STERN, CORRECT IN TRIM

⑰ TRIM

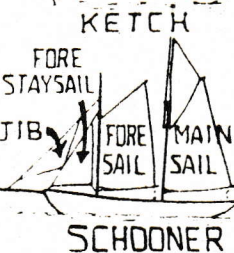
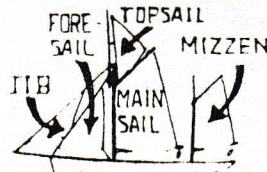
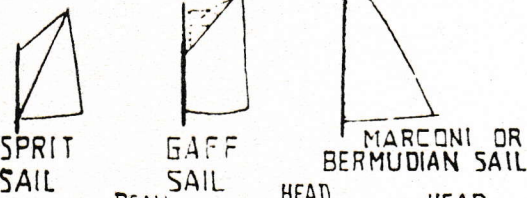
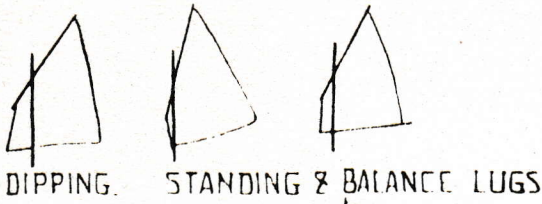


PAINTER PASSED UNDER THWART, KEEL AT ANGLE TO BANK KEEPS BOAT OFF

⑱ TOWING A BOAT ALONGSIDE

# SAILS, RIGGING AND RIGS

Details of Spars, Sails and Gear



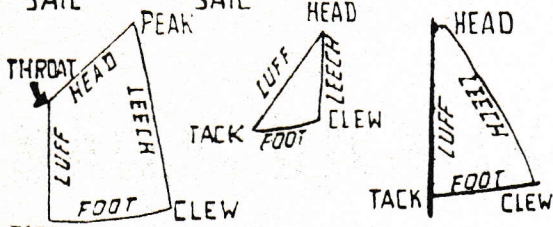
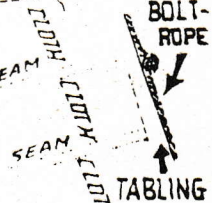
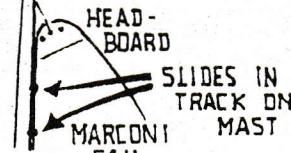
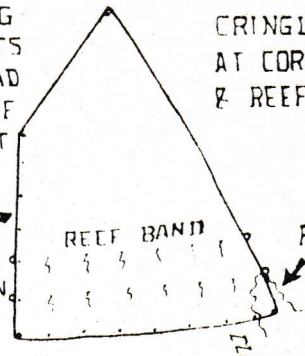
CURVED EDGES NAMED THUS:



LACING EYELETS IN HEAD & LUFF & FOOT

CRINGLES AT CORNERS & REEF BANDS

BOLT-ROPE (ALWAYS SEWN ON PORT SIDE)

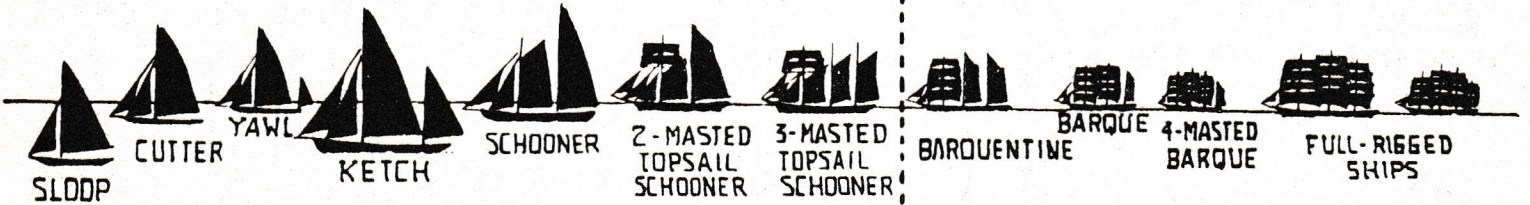


PARTS - FOUR-SIDED SAIL

PARTS - THREE-SIDED SAILS

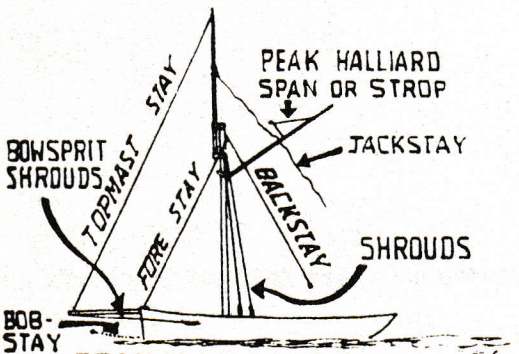
NAMES OF SAILS

FITTINGS ON SAILS

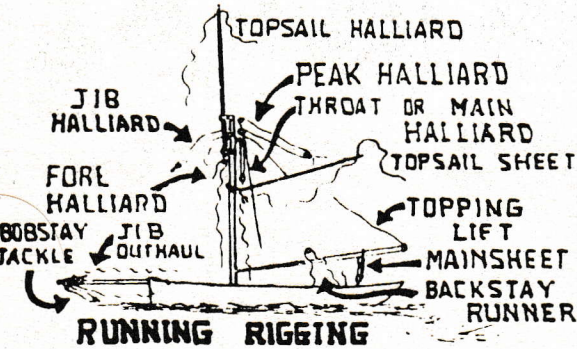


FORE-&AFT RIGS

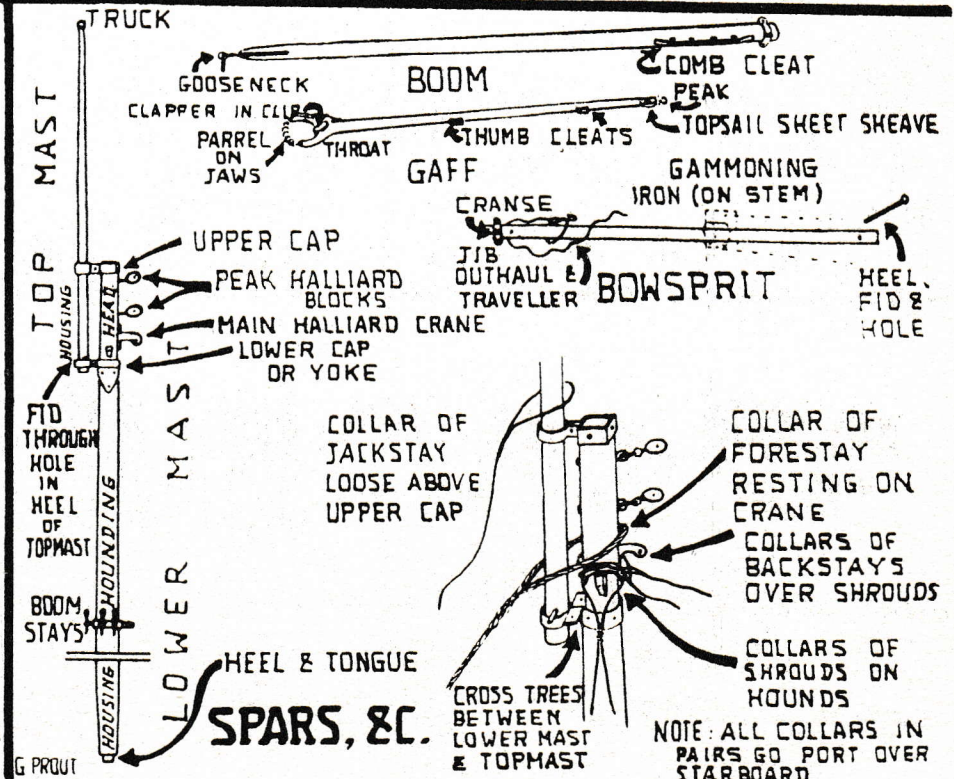
SQUARE RIGS



STANDING RIGGING



RUNNING RIGGING



SPARS, &C.

NOTE: ALL COLLARS IN PAIRS GO PORT OVER STARBOARD

# SAILING TERMS

The Correct Expressions for every Conceivable Point of Sailing

## DIRECTION OF WIND



"FILLING OUT"  
 "BEARING UP"  
 "BEARING AWAY"  
 "HELM UP"  
 "HELM A-WEATHER"  
 "TACKLING"  
 "WINDING"  
 "COMING ABOUT"  
 "IN STAYS"  
 "STAYING" (WHEN WAY LOST) -  
 "IN IRONS"  
 "HELM A-LEE"  
 "LUFFING UP"  
 "HELM DOWN"  
 "EASING HELM"  
 "COMING INTO THE WIND"

"CLOSE HAULED ON STARB'D TACK"  
 "FULL & BYE ON STARB'D TACK"

"CLOSE HAULED ON THE PORT TACK"  
 "FULL & BYE ON THE PORT TACK"

"HELM UP"  
 "BEARING AWAY"  
 "BEARING UP"  
 "CHECKING SHEET"  
 "SAILING FREER"  
 "EASING SHEET"

"ON THE WIND" "BEATING"  
 "TURNING TO WINDWARD"  
 "TACKLING TO WINDWARD"  
 "GOING TO WINDWARD"  
 "BY THE WIND"  
 (WHEN SAILING BETWEEN TACKS) - "REACHING"

THE "CAST OUT" ON PORT TACK, AFTER LETTING GO MOORING

SEE INSETS

DITTO ALL TERMS IN 7 "WIND A-BEAM ON ST'B'D SIDE"

NEUTRAL POSITIONS  
 "WIND ABEAM"

WIND A-BEAM ON PORT SIDE "SHORTENING SHEET"  
 "HELM DOWN" "EASING HELM"

DITTO ALL TERMS IN 7 "COMING OFF THE WIND"  
 "COMING BY THE LEE"  
 "SAILING FREE"  
 "QUARTERING THE WIND"  
 "SAILING FREE WITH WIND ON STARB'D SIDE"  
 "RUNNING FREE"

"OFF THE WIND"  
 "RUNNING" "SAILING FREE"  
 "RUNNING FREE" "GOING TO LEEWARD" (FROM POSITIONS 7 TO 16) - "WEARING" BETWEEN 11 & 12 BY THE LEE

"HELM DOWN" "LUFFING" "EASING HELM" "SHORTENING SHEET" "COMING CLOSER TO THE WIND" "COMING ON THE WIND"

DITTO ALL TERMS IN 7 & 9

"RUNNING DEAD BEFORE THE WIND"  
 "SCUDDING" (FOR PURPOSES OF RULE OF ROAD) -  
 "RUNNING WITH WIND ON STARB'D SIDE"

"HELM UP"  
 "BEARING UP"  
 "GYBING"  
 "HELM DOWN"  
 "EASING HELM"  
 "RUNNING FREE WITH WIND ON PORT SIDE"  
 "QUARTERING THE WIND"  
 "SHORTENING SHEET"

"HELM DOWN" "EASING HELM" "LUFFING UP"  
 "HAULING CLOSE TO THE WIND" "CLOSE HAULED ON PORT TACK" "SHORTENING SHEET"

"COMING INTO THE WIND'S EYE" "HELM DOWN" "EASING HELM" "SPILLING WIND FROM SAIL" "STOPPING WAY" "BRINGING UP TO BUDY" "LUFFED UP"

**NOTE: TERMS PECULIAR TO LOCALITIES ARE NOT INCLUDED**

# PARTS OF A BOAT

Constructional Details of Various Builds

